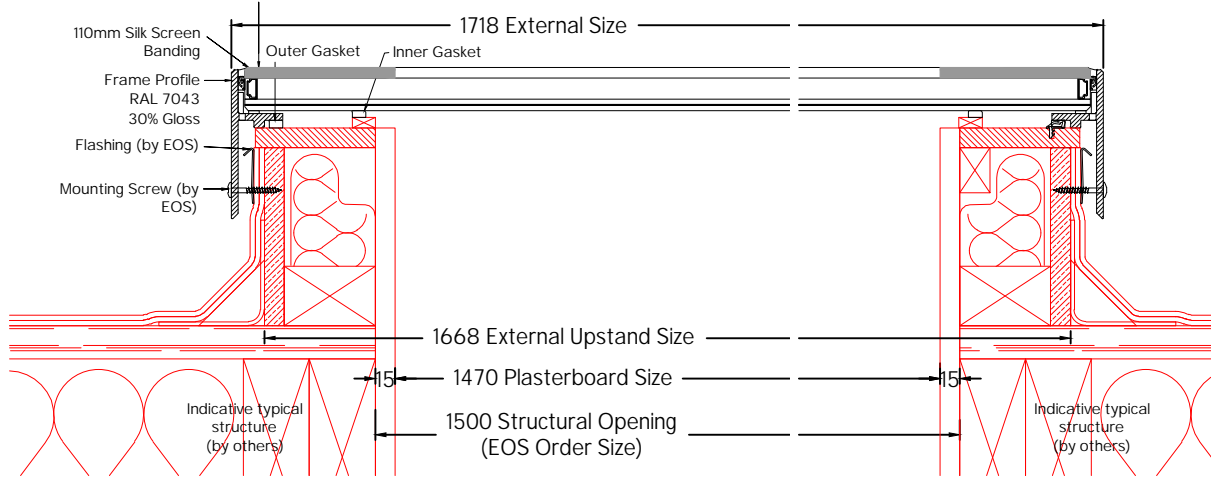


32mm double glazed unit comprising of:
 8mm clear toughened outer pane
 16mm Argon filled cavity
 8.8mm clear float laminated low 'e' inner pane

SECTION A-A

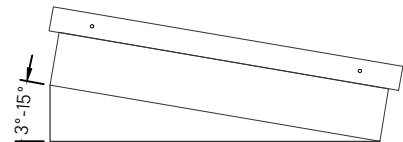
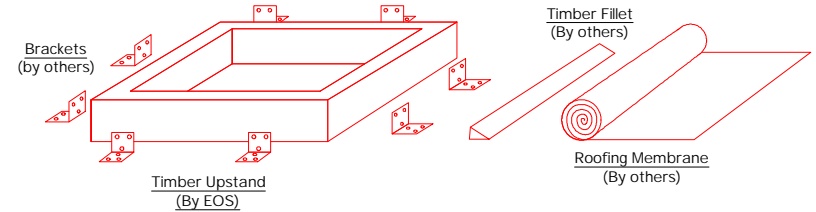

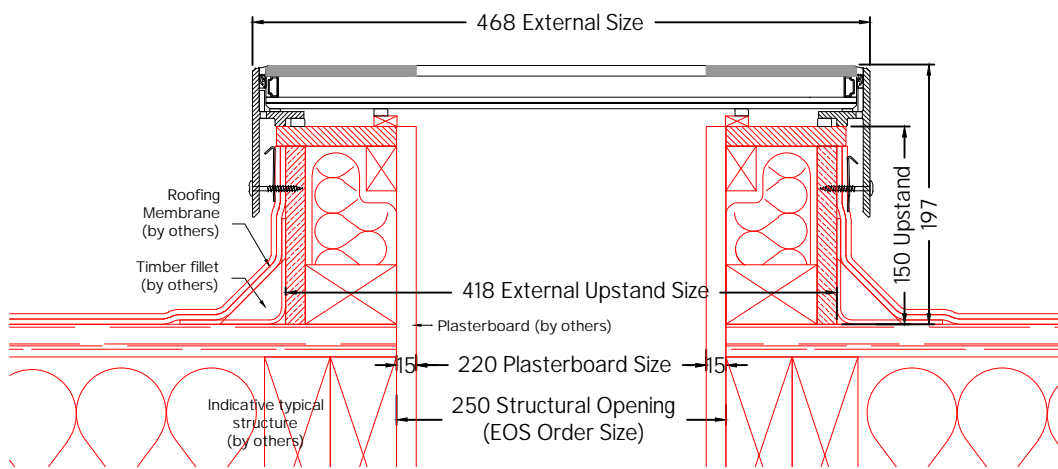


FIXED
 1500x250mm



Installation Procedure
 (See specific installation sheet for more details)

SECTION B-B



Rooflight must be installed on a roof pitch between 3-15° (by others). Failure to do so will result in water pooling on the rooflight.



Title:
Eco Double Glazed Fixed Rooflight

System: Eco	Size: 1500mm x 250mm	Type: FIXED	Ref: EOS22
----------------	-------------------------	----------------	---------------



Scale: 1:4 @ A3	Date: Jan 21	revision: 0
--------------------	-----------------	----------------

Key:
 — by others
 — by EOS